

# Statistical Properties of Estimators for the Log-Optimal Portfolio

Gabriel Frahm\*

Helmut Schmidt University

Department of Mathematics and Statistics

Chair of Applied Stochastics and

Risk Management

March 12, 2019

## Abstract

*The best constant re-balanced portfolio represents the standard estimator for the log-optimal portfolio. I show that a quadratic approximation of log-returns works very well on a daily basis and propose a mean-variance estimator as an alternative to the best constant re-balanced portfolio. It can easily be computed and the numerical algorithm is very fast even if the number of dimensions is high. I derive small-sample and large-sample properties of the estimators. The asymptotic results could be used for constructing hypothesis tests and for computing confidence regions. For this purpose, one should apply a finite-sample correction, which substantially improves the large-sample approximations. However, in most practical applications, the impact of estimation risk concerning the expected asset returns is serious. Estimating the log-optimal portfolio without prior information about expected asset returns seems to be hopeless. The given results confirm a general rule that has become folklore during the last decades, namely that portfolio optimization fails on estimating expected asset returns.*

**Keywords:** Best constant re-balanced portfolio, estimation risk, growth-optimal portfolio, log-optimal portfolio, mean-variance optimization.

**JEL Subject Classification:** C13, G11

---

\*Phone: +49 40 6541-2791, e-mail: frahm@hsu-hh.de.

## 1. Motivation

**D**URING the last decades, the log-optimal portfolio (LOP) has become increasingly important. One can find a significant number of publications related to the LOP—or to the growth-optimal portfolio (GOP), which is often treated synonymously. The reader can find a huge number of articles in MacLean et al. (2011). For a nice overview on the subject matter see Christensen (2005). In spite of some controversial discussion (Merton and Samuelson, 1974) it cannot be denied that the LOP has a number of nice and beautiful properties. For example, it is asymptotically optimal among all portfolios that share the same constraints on the portfolio weights (Cover and Thomas, 1991, Chapter 15). Moreover, the LOP can be considered a discrete-time approximation of the GOP, which serves as a numéraire portfolio and thus plays a major role in financial mathematics (Karatzas and Kardaras, 2007, Platen and Heath, 2006). In fact, the GOP provides a link between financial mathematics, neoclassical finance, and financial econometrics (Frahm, 2016). Hence, the LOP is of particular interest for a variety of reasons.

Here, I would like to investigate the statistical properties of LOP estimators. To the best of my knowledge, this is not done so far in the literature. I choose the standard estimator for the LOP, i.e., the best constant re-balanced portfolio (BCRP), and I propose a quadratic approximation of the BCRP, namely the mean-variance estimator (MVE). I analyze some small-sample and the large-sample properties of the BCRP and the MVE. By contrast, I do not discuss the question of whether or not the BCRP or the MVE outperforms any other investment strategy. That topic seems to be well-investigated and so I would like to refer to the aforementioned publications. In particular, I do not compare the BCRP and the MVE with one another in order to clarify whether maximizing the logarithmic utility or the mean-variance objective function is more preferable (Hakansson, 1971). Instead, I use the MVE only in order to approximate the BCRP. Correspondingly, the mean-variance optimal portfolio (MVOP) does not end in itself. In this work, it just represents a (quadratic) approximation of the LOP.

The main conclusions of this work are as follows:

- (i) The MVE provides a very good approximation of the BCRP if re-balancing takes place on a daily basis. The numerical implementation of the MVE is quite easy and the corresponding algorithm is very fast even if the number of dimensions is high.
- (ii) In finite samples one typically overestimates the expected out-of-sample log-return on the BCRP and even the expected log-return on the LOP. Similar statements hold true for the expected out-of-sample performance of the MVE and the performance of the MVOP.
- (iii) The BCRP exists and is unique under mild regularity conditions. Moreover, it is strongly consistent, which holds true also for the expected out-of-sample log-return on the BCRP and its in-sample average log-return. Similar results are obtained for the MVE.
- (iv) Although both the BCRP and the MVE are affected by short-selling constraints they are  $\sqrt{n}$ -consistent. The asymptotic results can be used in order to construct hypothesis tests and to compute confidence regions.

- (v) Due to the constraints on the portfolio weights, the asymptotic results are inaccurate in most practical applications. Nonetheless, a finite-sample correction exists and it substantially improves the large-sample approximation of the MVE (and thus of the BCRP).
- (vi) However, the impact of estimation risk that comes from estimating expected asset returns is tremendous in most real-life situations. This problem is so serious that estimating the LOP becomes a futile endeavour if we have no prior information.

The rest of this work is organized as follows: In Section 2 I make the basic assumptions and explain the mathematical notation. Section 3 contains some elementary results and provides a simple characterization of the LOP. In Section 4 I derive the small-sample and large-sample properties of the BCRP, which includes its existence, uniqueness, and consistency. This section contains also the asymptotic distribution for the BCRP. The reader can find the corresponding results for the MVE in Section 5. In Section 6 I point towards some computational issues that are related to the BCRP and demonstrate the finite-sample correction for the MVE. Section 7 concludes this work. Finally, the appendix contains an important but quite tedious derivation.

## 2. Basic Assumptions and Notation

Throughout this work,  $\mathbb{N}$  denotes the set of positive integers, i.e.,  $\mathbb{N} := \{1, 2, \dots\}$ , and the symbol “log” stands for the natural logarithm. The symbol  $\mathbf{0}$  denotes a vector of zeros and  $\mathbf{1}$  is a vector of ones. The dimensions of  $\mathbf{0}$  and  $\mathbf{1}$  should always be clear from the context. Any tuple  $x = (x_1, x_2, \dots, x_d) \in \mathbb{R}^d$  is understood to be a *column* vector and  $x' = [x_1 \ x_2 \ \dots \ x_d]$  is the transpose of  $x$ . Each statement that refers to a random quantity is meant to be true almost surely.

Consider an asset universe with  $N \in \mathbb{N}$  risky assets and one riskless asset. I assume that the assets are infinitely divisible and ignore any market frictions. Let  $S_t = (S_{0t}, S_{1t}, \dots, S_{Nt})$  be the vector of asset prices at time  $t = 0, 1, \dots$ , where  $S_{0t}$  denotes the price of the riskless asset. The unit of time is one trading day. I assume, without loss of generality, that  $S_{0t} = 1$  for  $t = 0, 1, \dots$  and that  $S_{i0} = 1$  for  $i = 1, 2, \dots, N$ . In the following, each statement that contains the index  $i$  or  $t$  is meant to be true for all  $i$  and  $t$  that are appropriate in the given context. The price process  $\{S_t\}_{t=0,1,\dots}$  shall be positive. The time-index set is always  $\{0, 1, \dots\}$  and thus I will omit the subscript in “ $\{\cdot\}_{t=0,1,\dots}$ ” for notational convenience.

Let  $X_t := S_t/S_{t-1}$  be the vector of price relatives after the trading day  $t$ , where the division of  $S_t$  by  $S_{t-1}$  is understood to be componentwise. Any capital appreciation for Asset  $i$  during Day  $t$ , e.g., interest or dividend income, is considered part of the asset price  $S_{it}$ . The portfolio weights of the risky assets are denoted by  $w_1, w_2, \dots, w_N$ , whereas  $w_0$  is the weight of the riskless asset. Hence,  $w = (w_0, w_1, \dots, w_N) \in \mathbb{R}^{N+1}$  is a portfolio that consists of the riskless asset and  $N$  risky assets. Each single asset is considered a portfolio, i.e., a canonical vector in  $\mathbb{R}^{N+1}$ . In order to distinguish the risky part of  $w$  from its riskless part,  $w_0$ , I write  $\tilde{w} = (w_1, w_2, \dots, w_N) \in \mathbb{R}^N$ .

Although the following terms will be defined later on, I shall clarify their notation beforehand because it is used throughout this work. The symbol  $w^* = (w_0^*, w_1^*, \dots, w_N^*)$  denotes the LOP, whereas  $w^\star = (w_0^\star, w_1^\star, \dots, w_N^\star)$  is the MVOP. Note that the former superscript, “\*,” has 6 spikes,

whereas the latter, “ $\star$ ,” consists of 5 spikes. This shall symbolize a key observation of this work, namely that the LOP and the MVOP are almost indistinguishable in most practical applications, which hopefully does not hold for the symbols themselves. The symbols  $\tilde{w}^* = (w_1^*, w_2^*, \dots, w_N^*)$  and  $\tilde{w} = (w_1^*, w_2^*, \dots, w_N^*)$  denote the risky parts of  $w^*$  and  $w^*$ , respectively. Further,  $w_i$  is the portfolio weight of Asset  $i$ . By contrast,  $w_n$  is an estimator for the portfolio  $w$ , where  $n \in \mathbb{N}$  is the number of observations.<sup>1</sup> Consequently,  $w_{in}$  is the estimator for the portfolio weight of Asset  $i$ .

At the end of each trading day, the investor re-balances his portfolio according to a *constant* vector of portfolio weights  $w$  satisfying the budget constraint  $\mathbf{1}'w = 1$ . The portfolio value at Day  $n \in \mathbb{N}$  amounts to  $V_{wn} := \prod_{t=1}^n w'X_t$ . The investment capital might vanish during some trading day if we do not pose any additional constraints on the portfolio weights. In fact, if we allow the investor to enter short positions, the probability of going bankrupt, i.e.,  $V_{wn} \leq 0$ , is positive unless we make some additional assumption about  $\{X_t\}$ . Hence, the portfolio  $w$  must be an element of the (unit) simplex

$$\mathcal{S} := \left\{ w \in \mathbb{R}^{N+1} : w \geq \mathbf{0} \wedge \mathbf{1}'w = 1 \right\}.$$

The assumption  $w \in \mathcal{S}$  is crucial. It guarantees that  $w'X_t > 0$  so that  $V_{wn} > 0$  for all  $n \in \mathbb{N}$ . Hence, the log-value process  $\log V_{wn} = \sum_{t=1}^n \log w'X_t$  exists for all  $w \in \mathcal{S}$  and  $n \in \mathbb{N}$ , where  $\log w'X_t$  is referred to as the log-return on the portfolio after Day  $t$ . The short-selling constraints are indispensable because otherwise  $\log w'X_t$  might not be defined.

Now, I make the following basic assumptions:

- A1.** The relative price process  $\{X_t\}$  is stationary,
- A2.** the expected value of  $\log w'X_t$  is finite for all  $w \in \mathcal{S}$ , and
- A3.**  $w_1'X_t$  and  $w_2'X_t$  do not coincide for any  $w_1, w_2 \in \mathbb{R}^{N+1}$  with  $w_1 \neq w_2$ .

**A1** implies that the components of  $\{X_t\}$  are identically distributed, **A2** guarantees that we can work with the quantity  $\mathbf{E}(\log w'X_t)$ , and **A3** require the relative prices to span  $(0, \infty)^{N+1}$ .<sup>2</sup> Note that **A3** includes portfolios that are outside the simplex.

### 3. The Log-Optimal Portfolio

**Definition 1.** A *log-optimal portfolio* is a portfolio  $w^* \in \mathcal{S}$  that maximizes the expected log-return, i.e.,

$$w^* = \arg \max_{w \in \mathcal{S}} \mathbf{E}(\log w'X_t).$$

The LOP is often associated with the “Kelly criterion” (Kelly, 1956). Its asymptotic optimality properties are elaborated by Algoet and Cover (1988), Bell and Cover (1980) as well as Breiman (1961).<sup>3</sup> Although it was originally studied in information theory, it became of growing interest

<sup>1</sup>Actually, I assume that  $n > N$  and so there should be no confusion.

<sup>2</sup>This implies that no asset can be replicated by a convex combination of other assets.

<sup>3</sup>See also Chapter 15 in Cover and Thomas (1991).

to the finance community over the last decades. As already mentioned in Section 1, the LOP is sometimes referred to as the GOP. However, the GOP is typically studied in a continuous-time framework, whereas the LOP is based on a discrete-time setting.<sup>4</sup>

**Proposition 1.** *We have that*

$$\frac{\partial}{\partial w} \mathbf{E}(\log w' X_t) = \mathbf{E}\left(\frac{X_t}{w' X_t}\right).$$

**Proof:** For each  $x > \mathbf{0}$ , the partial difference quotient

$$\begin{aligned} \frac{\log(w'x + \Delta w_i \cdot x_i) - \log w'x}{\Delta w_i} &= \frac{1}{\Delta w_i} \log \frac{w'x + \Delta w_i \cdot x_i}{w'x} \\ &= \frac{1}{\Delta w_i} \log \left(1 + \frac{\Delta w_i \cdot x_i}{w'x}\right) > 0, \quad \Delta w_i > 0, \end{aligned}$$

increases monotonically and tends to  $x_i/w'x > 0$  as  $\Delta w_i \searrow 0$ . The Monotone Convergence Theorem completes the proof. Q.E.D.

The Karush–Kuhn–Tucker (KKT) conditions for the LOP are quite nice (Cover and Thomas, 1991, Theorem 15.2.1). The following theorem establishes also its existence and uniqueness.

**Theorem 1.** *The LOP exists and is unique. It is characterized by  $w^* \in \mathcal{S}$  such that*

$$\mathbf{E}\left(\frac{X_{it}}{w^{*i} X_t}\right) \begin{cases} = 1, & w_i^* > 0 \\ \leq 1, & w_i^* = 0 \end{cases}.$$

**Proof:** We have that

$$\log [\pi v + (1 - \pi)w]' X_t \geq \pi \log v' X_t + (1 - \pi) \log w' X_t$$

for all  $v, w \in \mathcal{S}$  and  $0 < \pi < 1$ , i.e., the objective function  $w \mapsto \mathbf{E}(\log w' X_t)$  is concave. The simplex  $\mathcal{S}$  is compact and convex, which means that the LOP exists. Further, the random variables  $v' X_t$  and  $w' X_t$  do not coincide for any  $v, w \in \mathcal{S}$  with  $v \neq w$ . Hence, since the natural logarithm is strictly concave, for each  $0 < \pi < 1$  and  $v, w \in \mathcal{S}$  with  $v \neq w$  it holds that

$$\log [\pi v + (1 - \pi)w]' X_t > \pi \log v' X_t + (1 - \pi) \log w' X_t$$

with positive probability. Hence, the given objective function is strictly concave and thus  $w^*$  is unique. Further, the constraints on the portfolio weights can be written as  $g_i(w) = -w_i \leq 0$  and  $h(w) = \mathbf{1}'w - 1$ . From Proposition 1 it follows that  $\mathbf{E}(X_t/w^{*i} X_t) = \lambda \mathbf{1} - \kappa$  with  $w^* \in \mathcal{S}$ ,  $\lambda \in \mathbb{R}$ ,  $\kappa = (\kappa_0, \kappa_1, \dots, \kappa_N) \geq \mathbf{0}$ , and  $w_i^* \kappa_i = 0$ . Now, from  $w^{*i} \mathbf{E}(X_t/w^{*i} X_t) = 1$ ,  $w^{*i} \kappa_i = 0$ , and  $w^{*i} \mathbf{1} = 1$ , we conclude that  $\lambda = 1$ . Thus, we obtain

$$\mathbf{E}\left(\frac{X_t}{w^{*i} X_t}\right) = \mathbf{1} - \kappa,$$

which leads to the given expression in the theorem. Q.E.D.

<sup>4</sup>See Karatzas and Kardaras (2007) for a detailed analysis of the GOP.

The portfolio weight  $w_i^*$  is bound by  $\mathcal{S}$  if and only if  $\mathbf{E}(X_{it}/w^{*'}X_t) < 1$ , whereas the partial derivative equals 1 whenever  $w_i^* > 0$ . If all (optimal) portfolio weights are positive the solution of the optimization problem,  $w^*$ , lies in the interior of  $\mathcal{S}$ . Since

$$(w - w^*)' \mathbf{E} \left( \frac{X_t}{w^{*'} X_t} \right) = \underbrace{w' \mathbf{E} \left( \frac{X_t}{w^{*'} X_t} \right)}_{=1} - \underbrace{\mathbf{E} \left( \frac{w^{*'} X_t}{w^{*'} X_t} \right)}_{=1} = 1 - 1 = 0, \quad \forall w \in \mathcal{S},$$

the expected log-return stays constant after any local change of the portfolio weights. By contrast, suppose that (at least) one partial derivative is lower than 1. Hence, some portfolio weight must be zero and thus  $w^*$  lies on the boundary of  $\mathcal{S}$ . Now, the expected log-return decreases after a local change of a portfolio weight that is bound by  $\mathcal{S}$ . These considerations will be important later on when deriving the asymptotic properties of the LOP estimators.

## 4. The Best Constant Re-Balanced Portfolio

**Definition 2.** A best constant re-balanced portfolio is a portfolio  $w_n^* \in \mathcal{S}$  that maximizes the in-sample average log-return, i.e.,

$$w_n^* = \arg \max_{w \in \mathcal{S}} \frac{1}{n} \sum_{t=1}^n \log w' X_t. \quad (1)$$

A BCRP can be considered an empirical version of the LOP. It is said to be the “best” constant re-balanced portfolio because  $w_n^*$  maximizes the final value after Period  $n \in \mathbb{N}$ , i.e.,  $V_{wn}$ , over all constant re-balanced portfolios  $w \in \mathcal{S}$ . However, the maximization is done in *hindsight*, i.e., after all asset prices have been revealed to the investor, and thus the BCRP is unknown in advance.

### 4.1. Small-Sample Properties

#### 4.1.1. Existence and Uniqueness

Let  $n \in \mathbb{N}$  be the number of price observations. I make the following additional assumptions:

**A4.** The number of observations exceeds the number of risky assets, i.e.,  $n > N$ .

**A5.** The sample of price relatives, i.e.,  $\mathbf{X} = [X_1 \ X_2 \ \dots \ X_n]$ , has full rank.

**Theorem 2.** The BCRP exists and is unique. It is characterized by  $w_n^* \in \mathcal{S}$  such that

$$\frac{1}{n} \sum_{t=1}^n \frac{X_{it}}{w_n^{*'} X_t} \begin{cases} = 1, & w_{in}^* > 0 \\ \leq 1, & w_{in}^* = 0 \end{cases}.$$

**Proof:** Since  $w \mapsto \frac{1}{n} \sum_{t=1}^n \log w' X_t$  is a concave objective function, Eq. 1 represents a convex optimization problem and, because the simplex is compact and convex, the BCRP exists. The rank of  $\mathbf{X}$  is full so that  $v, w \in \mathbb{R}^{N+1}$  must lead to different value processes unless  $v = w$ . That is, the given objective function is strictly concave, which implies that the BCRP is unique. The rest of the proof follows by the arguments that are used in the proof of Theorem 1. Q.E.D.

A simple numerical algorithm for computing the BCRP is developed by Cover (1984). I will come back to this point in Section 6.

#### 4.1.2. Finite-Sample Bias

In most situations, we can assume that the investor has no prediction power (Frahm, 2015), i.e.,  $w_n^*$  does not depend on  $X_{n+1}$ . Further, we may readily assume that  $w_n^* \neq w^*$  with positive probability. Otherwise, there would be no estimation risk at all.

**A6.** The BCRP  $w_n^*$  is stochastically independent of  $X_{n+1}$ .

**A7.** The BCRP does not coincide with the LOP, i.e.,  $\mathbb{P}(w_n^* = w^*) \neq 1$ .

Let  $X$  be any positive random vector that has the same distribution as the price relatives  $X_1, X_2, \dots$  and define the following quantities:

- $\varphi(w^*) := \mathbf{E}(\log w^* X)$ ,
- $\varphi(w_n^*) := \mathbf{E}(\log w_n^* X_{n+1})$ ,
- $\varphi_n(w_n^*) := \mathbf{E}(\frac{1}{n} \sum_{t=1}^n \log w_n^* X_t)$ .

Hence,  $\varphi(w^*)$  is the expected log-return on the LOP,  $\varphi(w_n^*)$  denotes the expected out-of-sample log-return on the BCRP, and  $\varphi_n(w_n^*)$  represents the expected (in-sample) average log-return on the BCRP. The investor cannot achieve  $\varphi(w^*)$  because the LOP is unknown to him. Instead, he maximizes the average log-return  $\frac{1}{n} \sum_{t=1}^n \log w_n^* X_t$  in order to compute the BCRP. At the end of Day  $n$  he applies the BCRP and one day later he obtains the log-return  $\log w_n^* X_{n+1}$ . For this reason,  $\varphi(w_n^*)$  may be considered the basic performance measure for  $w_n^*$ .

The following theorem describes why the BCRP might lead to wrong conclusions in real-life situations.

**Theorem 3.**  $\varphi(w_n^*) < \varphi(w^*) < \varphi_n(w_n^*)$

**Proof:** By definition,  $w^*$  is the element of  $\mathcal{S}$  that maximizes the expected log-return. Moreover, due to **A6** and **A7**, and the fact that  $w^*$  is unique, we have that

$$\mathbf{E}(\log w_n^* X_{n+1} | w_n^*) \leq \mathbf{E}(\log w^* X_{n+1})$$

with probability 1, but

$$\mathbf{E}(\log w_n^* X_{n+1} | w_n^*) < \mathbf{E}(\log w^* X_{n+1})$$

with positive probability. From the Law of Total Expectation and the stationarity of  $\{X_t\}$  we conclude that

$$\varphi(w_n^*) = \mathbf{E}\left(\mathbf{E}(\log w_n^* X_{n+1} | w_n^*)\right) < \mathbf{E}(\log w^* X_{n+1}) = \mathbf{E}(\log w^* X) = \varphi(w^*).$$

Moreover, since  $w_n^*$  is unique and does not coincide with  $w^*$ , we have that

$$\mathbb{P}\left(\frac{1}{n}\sum_{t=1}^n \log w_n^{*'} X_t > \frac{1}{n}\sum_{t=1}^n \log w^{*'} X_t\right) > 0 \quad \text{and} \quad \mathbb{P}\left(\frac{1}{n}\sum_{t=1}^n \log w_n^{*'} X_t \geq \frac{1}{n}\sum_{t=1}^n \log w^{*'} X_t\right) = 1.$$

This means that

$$\varphi_n(w_n^*) = \mathbf{E}\left(\frac{1}{n}\sum_{t=1}^n \log w_n^{*'} X_t\right) > \mathbf{E}\left(\frac{1}{n}\sum_{t=1}^n \log w^{*'} X_t\right) = \mathbf{E}(\log w^{*'} X) = \varphi(w^*).$$

Q.E.D.

Hence, in finite samples, the expected out-of-sample log-return on the BCRP is always lower than the expected log-return on the LOP. Nonetheless, the investor typically overestimates not only  $\varphi(w_n^*)$  but also  $\varphi(w^*)$  when maximizing  $\frac{1}{n}\sum_{t=1}^n \log w' X_t$ . However, this phenomenon is not limited to the BCRP. It is a general (and quite serious) problem of portfolio optimization (see, e.g., Frahm, 2015, Frahm and Memmel, 2010, Kan and Zhou, 2007, Memmel, 2004).

## 4.2. Large-Sample Properties

### 4.2.1. Consistency

For the subsequent analysis it is convenient to define the function  $x \mapsto f_w(x) := \log w' x$  for all  $w \in \mathcal{S}$  and  $x > \mathbf{0}$  as well as the functions

$$w \mapsto M(w) := \mathbf{E}(f_w(X)) \quad \text{and} \quad w \mapsto M_n(w) := \frac{1}{n}\sum_{t=1}^n f_w(X_t)$$

for all  $n \in \mathbb{N}$ . I make the following assumption, which is often used in the theory of empirical processes (see, e.g., van der Vaart, 1998, Chapter 19):

**A8.** The family  $\mathcal{F} = \{f_w\}_{w \in \mathcal{S}}$  is Glivenko-Cantelli, i.e.,

$$\sup_{w \in \mathcal{S}} |M_n(w) - M(w)| \rightarrow 0.$$

Hence, the Strong Law of Large Numbers shall hold true for the sequence  $\{M_n(w)\}$  uniformly in  $\mathcal{S}$ . For example, according to van der Vaart (1998, p. 46), it is sufficient to guarantee that

- (i)  $w$  stems from a compact set,
- (ii) the elements of  $\mathcal{F}$  are continuous for every  $x > \mathbf{0}$ , and
- (iii) they are dominated by an integrable function,

provided  $X_1, X_2, \dots$  are serially independent.<sup>5</sup> The first two properties are clearly satisfied in our context. The last property is shown in the proof of Theorem 5.

The next theorem asserts that the BCRP is strongly consistent for the LOP.

<sup>5</sup>See also Example 19.8 in van der Vaart (1998).



**Theorem 4.**  $w_n^* \rightarrow w^*$

**Proof:** The BCRP  $w_n^*$  represents an M-estimator, whose criterion functions are given by  $M$  and  $M_n$ . Let  $\varepsilon$  be any positive real number and  $\mathcal{P}_\varepsilon := \{w \in \mathcal{S} : \|w - w^*\| = \varepsilon\}$ .<sup>6</sup> Since  $M$  is strictly concave, there exists some  $\delta > 0$  such that  $M(w^*) - M(w) > \delta$  for all  $w \in \mathcal{P}_\varepsilon$ . Now, since  $\mathcal{F}$  is Glivenko-Cantelli, we can find a sufficiently large number  $m \in \mathbb{N}$  such that, for all natural numbers  $n \geq m$ ,  $|M_n(w^*) - M(w^*)| \leq \delta/2$  and  $|M_n(w) - M(w)| \leq \delta/2$  for all  $w \in \mathcal{P}_\varepsilon$ . Thus,  $M_n(w) < M_n(w^*)$  for all  $w \in \mathcal{P}_\varepsilon$ . Since  $M_n$  is strictly concave, this implies that  $\|w_n^* - w^*\| < \varepsilon$  for all  $n \geq m$ . This holds for every  $\varepsilon > 0$  and so we have that  $w_n^* \rightarrow w^*$ . Q.E.D.

The next theorem asserts that the expected out-of-sample log-return on the BCRP converges to the expected log-return on the LOP.

**Theorem 5.**  $\varphi(w_n^*) \rightarrow \varphi(w^*)$

**Proof:** Theorem 4 and the Continuous Mapping Theorem reveal that  $\log w_n^{*'}x \rightarrow \log w^{*'}x$  for all  $x > 0$ . Now, in order to apply the Dominated Convergence Theorem, it suffices to find an integrable function  $x \mapsto g(x)$  such that  $|f_w(x)| \leq g(x)$  for all  $w \in \mathcal{S}$  and  $x > 0$ . Note that

$$-\mathbf{1}'(\log x)^- \leq w' \log x \leq \log w'x \leq \log \mathbf{1}'x$$

for all  $x > 0$ , where  $(\log x)^-$  denotes the negative part of the vector  $\log x$ . Hence, the function

$$x \mapsto g(x) = \max \left\{ \mathbf{1}'(\log x)^-, \log \mathbf{1}'x \right\}$$

dominates each  $f_w$ . Since  $\mathbf{E}(|\log w'X_t|) < \infty$  for all  $w \in \mathcal{S}$ , we have that  $\mathbf{E}(|\log X_{it}|) < \infty$  and thus  $\mathbf{E}(\mathbf{1}'(\log X_t)^-) < \infty$ . Moreover, note that  $\mathbf{E}(\log w'X_t) < \infty$  for  $w = \mathbf{1}/N$  and  $\mathbf{1}'X_t > 1$  because  $X_{0t} = 1$ . Hence, we obtain

$$\infty > \log N + \mathbf{E}\left(\log \frac{\mathbf{1}'X_t}{N}\right) = \mathbf{E}\left(\log N + \log \frac{\mathbf{1}'X_t}{N}\right) = \mathbf{E}(\log \mathbf{1}'X_t).$$

The maximum of two nonnegative and integrable random variables is also integrable. Thus, we conclude that  $\mathbf{E}(g(X_t)) < \infty$ , i.e., the dominating function  $g$  is integrable. Hence, by the Dominated Convergence Theorem, we obtain

$$\varphi(w_n^*) = \mathbf{E}(\log w_n^{*'}X_{n+1}) \rightarrow \mathbf{E}(\log w^{*'}X_{n+1}) = \mathbf{E}(\log w^{*'}X) = \varphi(w^*).$$

Q.E.D.

Finally, also the average log-return on the BCRP converges to the expected log-return on the LOP as the number of observations grows to infinity.

**Theorem 6.**  $\frac{1}{n} \sum_{t=1}^n \log w_n^{*'}X_t \rightarrow \varphi(w^*)$

<sup>6</sup>Here, “ $\mathcal{P}_\varepsilon$ ” stands for “ $\varepsilon$ -periphery.” Note that it contains only those  $w$  with distance  $\varepsilon$  to  $w^*$  that belong to  $\mathcal{S}$ .

**Proof:** The statement is equivalent to  $|M_n(w_n^*) - M(w^*)| \rightarrow 0$ . Thus, it suffices to demonstrate that

$$|M_n(w_n^*) - M(w_n^*)| \rightarrow 0 \quad \text{and} \quad |M(w_n^*) - M(w^*)| \rightarrow 0.$$

The former is an immediate consequence of **A8**. Moreover, the Dominated Convergence Theorem tells us that  $M(w_n) \rightarrow M(w)$  for every sequence  $\{w_n\}$  with  $w_n \in \mathcal{S}$  such that  $w_n \rightarrow w \in \mathcal{S}$ . This means that  $M$  is continuous at each  $w \in \mathcal{S}$ . Theorem 4 and the Continuous Mapping Theorem complete the proof. Q.E.D.

#### 4.2.2. Asymptotic Distribution

In this section, I establish the asymptotic distribution of  $\sqrt{n}(w_n^* - w^*)$ . This can be done for all dimensions of  $w^*$  that are not bound by  $\mathcal{S}$ , i.e.,  $\mathbf{E}(X_{it}/w^{*'}X_t) = 1$ . As I already explained at the end of Section 3, each other component of  $w^*$  is bound by the simplex. If  $w_i^* = 0$  represents such a component, i.e.,  $\mathbf{E}(X_{it}/w^{*'}X_t) < 1$ , it is well-known that

$$\sqrt{n}(w_{in}^* - w_i^*) = \sqrt{n}w_{in}^* \xrightarrow{P} 0,$$

i.e.,  $w_{in}^*$  is superconsistent. However, not all components of the LOP can be affected by the given constraints on the portfolio weights. Indeed, we must have that  $\mathbf{E}(X_{it}/w^{*'}X_t) = 1$  for at least one asset because otherwise the KKT conditions given by Theorem 1 cannot be satisfied. Thus, we can reduce the asset universe until there is no portfolio weight that is bound by  $\mathcal{S}$ . The riskless asset need not be part of the reduced asset universe. However, in order to avoid the trivial solution  $w_n^* = 1$ , there should be at least two remaining assets in the universe.

I assume that the given asset universe has been reduced such that  $\mathbf{E}(X_t/w^{*'}X_t) = 1$ . This guarantees that

$$(w - w^*)' \nabla M(w^*) = (w - w^*)' \mathbf{E} \left( \frac{X}{w^{*'}X} \right) = 0.$$

This means that the function  $M$  can be locally approximated at  $w^*$  by

$$M(w) = M(w^*) + \frac{1}{2} (w - w^*)' \nabla^2 M(w^*) (w - w^*) + o(\|w - w^*\|^2)$$

and **A3** guarantees that the Hessian

$$\nabla^2 M(w^*) = -\mathbf{E} \left( \frac{XX'}{(w^{*'}X)^2} \right)$$

is negative definite.

Further, I have to make the following assumptions:

**A9.** The function  $f_w$  can be locally approximated at  $w^*$  by

$$f_w(X_t) = f_{w^*}(X_t) + (w - w^*)' \left( \frac{X_t}{w^{*'}X_t} \right) + \|w - w^*\| r(X_t; w),$$

where the process  $\{r(X_t; w)\}$  is stochastically equicontinuous (Geyer, 1994, p. 2000).

**A10.** We have that

$$\sqrt{n} \left( \frac{1}{n} \sum_{t=1}^n \frac{X_t}{w^{*'} X_t} - \mathbf{1} \right) \rightsquigarrow \mathcal{N}(\mathbf{0}, A).^7$$

In particular, if the components of  $\{X_t\}$  are serially independent, we obtain the asymptotic covariance matrix

$$A = \mathbf{Var} \left( \frac{X}{w^{*'} X} \right) = \mathbf{E} \left( \frac{XX'}{(w^{*'} X)^2} \right) - \mathbf{1}\mathbf{1}'.$$

Nonetheless, we could also take any form of serial dependence into consideration, provided the Central Limit Theorem expressed by **A10** is satisfied.

Suppose that  $\Theta \subseteq \mathbb{R}^d$  is any parameter set and let  $\theta \in \Theta$  be the “true” parameter. The tangent cone at  $\theta$  is the set that we obtain after centering  $\Theta$  at  $\theta$ , blowing it up by some factor  $\tau > 0$  and taking the set limit for  $\tau \rightarrow \infty$  (Geyer, 1994, p. 1993). In order to study the asymptotic behavior of a sequence  $\{\theta_n\}$  of global optimizers that converges to  $\theta$  it is crucial to guarantee that the parameter set  $\Theta$  is Chernoff regular (Geyer, 1994), viz.

$$\liminf_{\tau \rightarrow \infty} \tau(\Theta - \theta) = \limsup_{\tau \rightarrow \infty} \tau(\Theta - \theta) =: \lim_{\tau \rightarrow \infty} \tau(\Theta - \theta).$$

In our context, the parameter  $\theta$  corresponds to  $w^* \in \mathcal{S}$ , which represents the global solution of the convex optimization problem expressed by Definition 1. The simplex  $\mathcal{S}$  is Chernoff regular and so let  $\mathcal{T}_{\mathcal{S}}(w^*) := \lim_{\tau \rightarrow \infty} \tau(\mathcal{S} - w^*)$  be the tangent cone of the simplex at  $w^*$ .<sup>8</sup>

Consider any random vector  $Y \sim \mathcal{N}(\mathbf{0}, A)$  and define the function

$$\zeta \mapsto \Psi_Y(\zeta) := \zeta' Y - \frac{1}{2} \zeta' \mathbf{E} \left( \frac{XX'}{(w^{*'} X)^2} \right) \zeta, \quad \zeta \in \mathbb{R}^{N+1}.$$

The (unique) maximizer of  $\Psi_Y$  is denoted by

$$\zeta^* := \arg \max_{\zeta \in \mathcal{T}_{\mathcal{S}}(w^*)} \Psi_Y(\zeta).$$

The following theorem describes the asymptotic behavior of the BCRP.

**Theorem 7.**  $\sqrt{n}(w_n^* - w^*) \rightsquigarrow \zeta^*$

**Proof:** This result is an immediate consequence of Theorem 4.4 in Geyer (1994). Q.E.D.

Hence, if the sample size is large,  $\sqrt{n}(w_n^* - w^*)$  behaves essentially like the solution of a relatively simple quadratic optimization problem.

The following corollary establishes the long-run distribution of the log-return on the BCRP relative to the log-return on the LOP.

<sup>7</sup>Here, “ $\rightsquigarrow$ ” denotes convergence in distribution.

<sup>8</sup>We could imagine  $w^* \in \mathcal{S}$  seeing through a microscope and increasing by and by the magnification. The visible part of  $\mathcal{S}$  around  $w^*$  converges to  $\mathcal{T}_{\mathcal{S}}(w^*)$ , i.e.,  $\tau(\mathcal{S} - w^*) \rightarrow \mathcal{T}_{\mathcal{S}}(w^*)$ , in the Painlevé-Kuratowski sense.

**Corollary 1.**

$$\log \frac{V_{w_n^* n}}{V_{w^* n}} \rightsquigarrow \zeta^{*'} Y - \frac{1}{2} \zeta^{*'} \mathbf{E} \left( \frac{XX'}{(w^{*'} X)^2} \right) \zeta^*.$$

**Proof:** Note that

$$M_n(w_n^*) = \frac{1}{n} \sum_{t=1}^n \log w_n^{*'} X_t \quad \text{and} \quad M_n(w^*) = \frac{1}{n} \sum_{t=1}^n \log w^{*'} X_t,$$

i.e.,

$$n(M_n(w_n^*) - M_n(w^*)) = \sum_{t=1}^n \log \frac{w_n^{*'} X_t}{w^{*'} X_t} = \log \frac{V_{w_n^* n}}{V_{w^* n}}.$$

The rest of the proof follows from Theorem 4.4 in Geyer (1994).

Q.E.D.

## 5. The Mean-Variance Estimator

Consider some portfolio  $w \in \mathcal{S}$  and let  $\tilde{w} = (w_1, w_2, \dots, w_N)$  be the risky part of that portfolio. The return on Asset  $i$  after Day  $t$  is given by  $R_{it} := X_{it} - 1$  and so the return on  $w$  amounts to  $R_{wt} = \tilde{w}' R_t$ , where  $R_t = (R_1, R_2, \dots, R_N)$  denotes the vector of risky asset returns. Assumptions **A1** to **A10** shall still hold true. I make the following (additional) assumption:

**B1.** The second moments of  $R_t$  are finite.

Let  $R$  be any random vector that has the same distribution as  $R_1, R_2, \dots$ . Define  $\mu := \mathbf{E}(R)$  and  $\Sigma := \mathbf{E}(RR')$ . Note that the matrix  $\Sigma$  contains the second *noncentral* moments of the risky asset returns and thus it is not the covariance matrix of  $R$ . **A3** guarantees that there is no  $w \in \mathbb{R}^{N+1}$  with  $w \neq \mathbf{0}$  such that  $w'X = 0$ . Hence, it cannot happen that  $\tilde{w}'R = 0$  for any  $\tilde{w} \in \mathbb{R}^N$  with  $\tilde{w} \neq \mathbf{0}$ , i.e.,  $\Sigma$  is positive definite.

Now, we may apply the quadratic approximation  $\log(1+r) \approx r - \frac{1}{2}r^2$  and come to the conclusion that

$$\mathbf{E}(\log(1 + R_{wt})) \approx \mathbf{E} \left( \tilde{w}' R_t - \frac{1}{2} (\tilde{w}' R_t)^2 \right) = \tilde{w}' \mu - \frac{1}{2} \tilde{w}' \Sigma \tilde{w}. \quad (2)$$

This section is build upon the observation that this approximation is fairly good in most practical applications. Hence, instead of maximizing the expected log-return, we can simply maximize the mean-variance objective function  $w \mapsto \tilde{w}' \mu - \frac{1}{2} \tilde{w}' \Sigma \tilde{w}$ .<sup>9</sup>

**Definition 3.** A mean-variance optimal portfolio is a portfolio  $w^* \in \mathcal{S}$  that maximizes the mean-variance objective function, i.e.,

$$w^* = \arg \max_{w \in \mathcal{S}} \tilde{w}' \mu - \frac{1}{2} \tilde{w}' \Sigma \tilde{w}.$$

Before proceeding further, some important remarks may be appropriate:

- I call  $w^*$  mean-variance optimal, although  $\Sigma$  is not a covariance matrix. However, in most practical applications,  $\Sigma$  is close to  $\mathbf{Var}(R)$  whenever  $R$  is a vector of daily asset returns.

<sup>9</sup>Note that the domain of the objective function is  $\mathcal{S}$  but its value is determined only by the risky part of  $w$ , i.e.,  $\tilde{w}$ .

- I focus on the feasible set  $\mathcal{S}$  only because  $w^*$  shall serve as an approximation of the LOP. Of course, in general a mean-variance optimal portfolio need not be restricted to  $\mathcal{S}$ .
- Under general (but quite technical) regularity conditions, the MVOP can be considered an approximation of the GOP (Karatzas and Kardaras, 2007). Nonetheless, due to the reasons explained in Section 3, I deliberately refrain from calling  $w^*$  "GOP."

The following theorem is analogous to Theorem 2.

**Theorem 8.** *The MVOP exists and is unique. It is characterized by  $w^* \in \mathcal{S}$  such that the  $i$ th component of  $\mu - \Sigma \tilde{w}^*$  is*

$$\begin{cases} = \lambda, & w_i^* > 0 \\ \leq \lambda, & w_i^* = 0 \end{cases}$$

with  $\lambda \geq 0$ .

**Proof:** The objective function

$$\tilde{w} \mapsto \tilde{w}'\mu - \frac{1}{2}\tilde{w}'\Sigma\tilde{w}$$

is strictly concave and the given set of constraints on the portfolio weights  $w_1, w_2, \dots, w_N$ , i.e.,  $\tilde{w} \geq \mathbf{0}$  and  $\mathbf{1}'\tilde{w} \leq 1$ , is closed and convex. Hence, the risky part of  $w^*$ , i.e.,  $\tilde{w}^*$ , exists and is unique, which means that  $w^*$  exists and is unique, too. The constraints on the portfolio weights can be written as  $g_i(w) = -w_i \leq 0$  and  $h(w) = \mathbf{1}'w - 1 = 0$ . Thus, we must have that

$$\begin{bmatrix} 0 \\ \mu - \Sigma \tilde{w}^* \end{bmatrix} = \lambda \mathbf{1} - \kappa$$

with  $w^* \in \mathcal{S}$ ,  $\lambda \in \mathbb{R}$ ,  $\kappa = (\kappa_0, \kappa_1, \dots, \kappa_N) \geq \mathbf{0}$ , and  $w_i^* \kappa_i = 0$  for  $i = 0, 1, \dots, N$ . It follows that  $\lambda = \kappa_0 \geq 0$ . Q.E.D.

The next corollary shows how to identify the components of  $w^*$  that are bound by  $\mathcal{S}$ . This will be helpful later on.

**Corollary 2.** *The number  $\lambda$  in Theorem 8 is uniquely determined by  $\lambda = \tilde{w}^{*\prime}\mu - \tilde{w}^{*\prime}\Sigma\tilde{w}^*$ . Moreover, the portfolio weight*

- $w_0^*$  is bound by  $\mathcal{S}$  if and only if  $\lambda > 0$ , whereas
- $w_i^*$  is bound by  $\mathcal{S}$  if and only if the  $i$ th component of  $\mu - \Sigma \tilde{w}^*$  is lower than  $\lambda$ .

**Proof:** The proof of Theorem 8 reveals that  $\tilde{w}^{*\prime}\mu - \tilde{w}^{*\prime}\Sigma\tilde{w}^* = \lambda = \kappa_0$ . Since  $w^*$  is unique, the same holds for  $\lambda$ . Moreover,  $w_0^*$  is bound by  $\mathcal{S}$  if and only if  $\kappa_0 > 0$ , i.e.,  $\lambda > 0$ , whereas  $w_i^*$  is bound by  $\mathcal{S}$  if and only if  $\kappa_i > 0$ , i.e., the  $i$ th component of  $\mu - \Sigma \tilde{w}^*$  falls below  $\lambda$ . Q.E.D.

In the following, let

$$\mu_n := \frac{1}{n} \sum_{t=1}^n R_t \quad \text{and} \quad \Sigma_n := \frac{1}{n} \sum_{t=1}^n R_t R_t'$$

be the moment estimators for  $\mu$  and  $\Sigma$ , respectively. Now, I am ready to define the MVE for  $w^*$ .

**Definition 4.** A mean-variance estimator for  $w^*$  is a portfolio  $w_n^* \in \mathcal{S}$  that maximizes the in-sample mean-variance objective function, i.e.,

$$w_n^* = \arg \max_{w \in \mathcal{S}} \tilde{w}' \mu_n - \frac{1}{2} \tilde{w}' \Sigma_n \tilde{w}.$$

## 5.1. Small-Sample Properties

### 5.1.1. Existence and Uniqueness

**A4** and **A5** imply that we cannot find any  $\tilde{w} \neq \mathbf{0}$  such that  $\mathbf{R}'\tilde{w} = \mathbf{0}$ , where  $\mathbf{R} = [R_1 \ R_2 \ \dots \ R_n]$  denotes the sample of risky asset returns. Hence, we have that

$$\tilde{w}' \Sigma_n \tilde{w} = \tilde{w}' \left( \frac{1}{n} \sum_{t=1}^n R_t R_t' \right) \tilde{w} = \frac{\tilde{w}' \mathbf{R} \mathbf{R}' \tilde{w}}{n} > 0$$

for all  $\tilde{w} \in \mathbb{R}^N$  with  $\tilde{w} \neq \mathbf{0}$ , which means that  $\Sigma_n$  is positive definite.

The following corollary is a straightforward consequence of Theorem 8 and thus its proof can be skipped.

**Corollary 3.** The MVE exists and is unique. It is characterized by  $w_n^* \in \mathcal{S}$  such that the  $i$ th component of  $\mu_n - \Sigma_n \tilde{w}_n^*$  is

$$\begin{cases} = \lambda_n, & w_{in}^* > 0 \\ \leq \lambda_n, & w_{in}^* = 0 \end{cases}$$

with  $\lambda_n \geq 0$ .

Numerical procedures for solving quadratic optimization problems exist in abundance and so it is easy to compute  $w_n^*$  even if the number of dimensions is high. Two points, which are discussed in more detail in Section 6, are worth emphasizing:

- (i) The estimates  $w_{in}^*$  and  $w_{in}^*$  are indistinguishable in most real-life situations.<sup>10</sup> Put another way, the MVE leads to a very good approximation of the BCRP.
- (ii) Cover's algorithm (1984) for  $w_n^*$  is slow compared to quadratic optimization algorithms for  $w_n^*$ . In particular, this holds true in the high-dimensional case.

### 5.1.2. Finite-Sample Bias

Let  $w_n \in \mathcal{S}$  be any (random) portfolio that is constructed at the end of Day  $n$ . We know that the quantity  $\tilde{w}_n' R_{n+1} - \frac{1}{2} (\tilde{w}_n' R_{n+1})^2$  approximates the out-of-sample log-return on  $w_n$  and thus I call

$$\mathbf{E} \left( \tilde{w}_n' R_{n+1} - \frac{1}{2} (\tilde{w}_n' R_{n+1})^2 \right)$$

the expected out-of-sample performance of  $w_n$ . If we make the standard assumption that the investor has no prediction power, i.e.,  $w_n$  is stochastically independent of  $R_{n+1}$ , we obtain the

<sup>10</sup>When using daily asset returns, the portfolio weights typically differ only from the fourth digit.

conditional expectation

$$\begin{aligned} \mathbf{E} \left( \tilde{w}'_n R_{n+1} - \frac{1}{2} (\tilde{w}'_n R_{n+1})^2 \mid w_n \right) &= \tilde{w}'_n \underbrace{\mathbf{E}(R_{n+1} \mid w_n)}_{=\mu} - \frac{1}{2} \tilde{w}'_n \underbrace{\mathbf{E}(R_{n+1} R'_{n+1} \mid w_n)}_{=\Sigma} \tilde{w}_n \\ &= \tilde{w}'_n \mu - \frac{1}{2} \tilde{w}'_n \Sigma \tilde{w}_n, \end{aligned}$$

which can be viewed as the out-of-sample performance of  $w_n$ . Correspondingly, its expected out-of-sample performance is

$$\phi(w_n) := \mathbf{E} \left( \tilde{w}'_n \mu - \frac{1}{2} \tilde{w}'_n \Sigma \tilde{w}_n \right).$$

This is a basic performance measure in portfolio optimization (see, e.g., Frahm, 2015, Kan and Zhou, 2007, Markowitz and Usmen, 2003).<sup>11</sup>

If  $w_n \equiv w \in \mathcal{S}$  is a fixed portfolio, we have that  $\phi(w) = \tilde{w}' \mu - \frac{1}{2} \tilde{w}' \Sigma \tilde{w}$ , in which case we may simply say that  $\phi(w)$  is the performance of  $w$ . In particular,

$$\phi(w^*) = \tilde{w}^{*'} \mu - \frac{1}{2} \tilde{w}^{*'} \Sigma \tilde{w}^*$$

represents the performance of the MVOP.

Hence, I make the following assumptions, which are analogous to **A6** and **A7**:

**B2.** The MVE  $w_n^*$  is stochastically independent of  $R_{n+1}$ .

**B3.** The MVE does not coincide with the MVOP, i.e.,  $\mathbb{P}(w_n^* = w^*) \neq 1$ .

Due to **B2** the expected out-of-sample performance of the MVE amounts to

$$\phi(w_n^*) = \mathbf{E} \left( \tilde{w}_n^{*'} \mu - \frac{1}{2} \tilde{w}_n^{*'} \Sigma \tilde{w}_n^* \right).$$

Finally,  $\tilde{w}_n^{*'} \mu_n - \frac{1}{2} \tilde{w}_n^{*'} \Sigma_n \tilde{w}_n^*$  represents the in-sample performance of  $w_n^*$  and thus

$$\phi_n(w_n^*) := \mathbf{E} \left( \tilde{w}_n^{*'} \mu_n - \frac{1}{2} \tilde{w}_n^{*'} \Sigma_n \tilde{w}_n^* \right)$$

shall denote the expected in-sample performance of the MVE.

The following theorem is similar to Theorem 3.

**Theorem 9.**  $\phi(w_n^*) < \phi(w^*) < \phi_n(w_n^*)$

**Proof:** By definition,  $w^*$  is the portfolio that maximizes the performance. Due to **B2** and **B3**, we conclude that

$$\phi(w_n^*) = \mathbf{E} \left( \tilde{w}_n^{*'} \mu - \frac{1}{2} \tilde{w}_n^{*'} \Sigma \tilde{w}_n^* \right) < \tilde{w}^{*'} \mu - \frac{1}{2} \tilde{w}^{*'} \Sigma \tilde{w}^* = \phi(w^*).$$

<sup>11</sup>Some authors use the covariance matrix of  $R$  instead of  $\Sigma = \mathbf{E}(RR')$ .

Moreover, since  $w_n^*$  is unique and does not coincide with  $w^*$ , we have that

$$\mathbb{P} \left( \tilde{w}_n^{*'} \mu_n - \frac{1}{2} \tilde{w}_n^{*'} \Sigma_n \tilde{w}_n^* > \tilde{w}^{*'} \mu_n - \frac{1}{2} \tilde{w}^{*'} \Sigma_n \tilde{w}^* \right) > 0$$

and

$$\mathbb{P} \left( \tilde{w}_n^{*'} \mu_n - \frac{1}{2} \tilde{w}_n^{*'} \Sigma_n \tilde{w}_n^* \geq \tilde{w}^{*'} \mu_n - \frac{1}{2} \tilde{w}^{*'} \Sigma_n \tilde{w}^* \right) = 1,$$

which means that

$$\phi_n(w_n^*) = \mathbf{E} \left( \tilde{w}_n^{*'} \mu_n - \frac{1}{2} \tilde{w}_n^{*'} \Sigma_n \tilde{w}_n^* \right) > \mathbf{E} \left( \tilde{w}^{*'} \mu_n - \frac{1}{2} \tilde{w}^{*'} \Sigma_n \tilde{w}^* \right) = \tilde{w}^{*'} \mu - \frac{1}{2} \tilde{w}^{*'} \Sigma \tilde{w}^* = \phi(w^*).$$

Q.E.D.

Theorem 9 shows that, in finite samples, we still suffer from the same problems as the BCRP. This means that the in-sample performance of the MVE typically overestimates its expected out-of-sample performance and even the performance of the MVOP.

## 5.2. Large-Sample Properties

### 5.2.1. Consistency

The next assumption requires that  $\{R_t\}$  and  $\{R_t R_t'\}$  obey the Strong Law of Large Numbers.

**B4.** The estimators  $\mu_n$  and  $\Sigma_n$  are strongly consistent for  $\mu$  and  $\Sigma$ , i.e.,  $\mu_n \rightarrow \mu$  and  $\Sigma_n \rightarrow \Sigma$ .

**Theorem 10.**  $w_n^* \rightarrow w^*$

**Proof:** Note that

$$w_n^* = \arg \max_{w \in \mathcal{S}} \tilde{w}' \mu_n - \frac{1}{2} \tilde{w}' \Sigma_n \tilde{w}$$

represents a function of  $\mu_n$  and  $\Sigma_n$ . Since  $\mathcal{S}$  is convex, this function is continuous in  $\mu_n$  and  $\Sigma_n$ . From **B4** and the Continuous Mapping Theorem it follows that  $w_n^* \rightarrow w^*$ . Q.E.D.

The next theorem is analogous to Theorem 5.

**Theorem 11.**  $\phi(w_n^*) \rightarrow \phi(w^*)$

**Proof:** The objective function  $w \mapsto \tilde{w}' \mu - \frac{1}{2} \tilde{w}' \Sigma \tilde{w}$  is continuous in  $w \in \mathcal{S}$  and the set  $\mathcal{S}$  is compact. From the Extreme Value Theorem we conclude that it has a minimum,  $a$ , and a maximum  $b$ . Hence,  $w \mapsto \max\{|a|, |b|\}$  is a dominating function and it is clearly integrable. We already know that  $w_n^* \rightarrow w^*$  and from the Dominated Convergence Theorem it follows that

$$\phi(w_n^*) = \mathbf{E} \left( \tilde{w}_n^{*'} \mu - \frac{1}{2} \tilde{w}_n^{*'} \Sigma \tilde{w}_n^* \right) \rightarrow \tilde{w}^{*'} \mu - \frac{1}{2} \tilde{w}^{*'} \Sigma \tilde{w}^* = \phi(w^*).$$

Q.E.D.



Moreover, the Continuous Mapping Theorem immediately implies that

$$\tilde{w}_n^{*\prime} \mu_n - \frac{1}{2} \tilde{w}_n^{*\prime} \Sigma_n \tilde{w}_n^* \rightarrow \tilde{w}^{*\prime} \mu - \frac{1}{2} \tilde{w}^{*\prime} \Sigma \tilde{w}^* = \phi(w^*),$$

i.e., the in-sample performance of the MVE converges to the performance of the LOP.

### 5.2.2. Asymptotic Distribution

Now, I derive the asymptotic distribution of  $\sqrt{n}(w_n^* - w^*)$ . If some portfolio weight  $w_i^*$  is bound by  $\mathcal{S}$  it must be zero and the associated MVE is superconsistent, i.e.,  $\sqrt{n} w_{in}^* \xrightarrow{P} 0$ . Hence, in order to derive the asymptotic distribution of  $\sqrt{n}(w_n^* - w^*)$ , we must guarantee that no component of the MVOP  $w^*$  is bound by  $\mathcal{S}$ . According to Corollary 2, this holds true if and only if  $\mu - \Sigma \tilde{w}^* = \mathbf{0}$ , i.e.,  $\tilde{w}^* = \Sigma^{-1} \mu$ , where  $w^* \in \mathcal{S}$  contains the weight of the riskless asset. However, in practical situations it often happens that  $w_0^*$  is bound by  $\mathcal{S}$ , which means that the Lagrange multiplier  $\lambda$  in Theorem 8 is positive. In this case, we must abandon the riskless asset from our asset universe and focus on the risky assets. Then the MVOP is simply characterized by  $\tilde{w}^* \in \mathcal{S}$  such that the  $i$ th component of  $\mu - \Sigma \tilde{w}^*$  is

$$\begin{cases} = \lambda, & w_i^* > 0 \\ \leq \lambda, & w_i^* = 0 \end{cases}$$

with  $\lambda \in \mathbb{R}$ . Thus, in the case in which the riskless asset has been removed, I assume that the remaining asset universe is such that  $\mu - \Sigma \tilde{w}^* = \lambda \mathbf{1}$  for any  $\lambda \in \mathbb{R}$ .

Consider the family  $\mathcal{F} = \{f_w\}_{w \in \mathcal{S}}$  with

$$r \mapsto f_w(r) = \tilde{w}' r - \frac{1}{2} (\tilde{w}' r)^2$$

for all  $w \in \mathcal{S}$  and  $r \in \mathbb{R}^N$ . Further, define the functions

$$w \mapsto F(w) := \mathbf{E}(f_w(R)) = \tilde{w}' \mu - \frac{1}{2} \tilde{w}' \Sigma \tilde{w}$$

and

$$w \mapsto F_n(w) := \frac{1}{n} \sum_{t=1}^n f_w(R_t) = \tilde{w}' \mu_n - \frac{1}{2} \tilde{w}' \Sigma_n \tilde{w}.$$

It is obvious that the function  $F$  can be locally approximated at  $w^*$  by

$$F(w) = F(w^*) - \frac{1}{2} (\tilde{w} - \tilde{w}^*)' \Sigma (\tilde{w} - \tilde{w}^*),$$

where  $\Sigma$  is positive definite. The next regularity conditions shall also be satisfied:

**B5.** The function  $f_w$  can be locally approximated at  $w^*$  by

$$f_w(R_t) = f_{w^*}(R_t) + (\tilde{w} - \tilde{w}^*)' (R_t - R_t R_t' \tilde{w}^*) + \|\tilde{w} - \tilde{w}^*\| r(R_t; \tilde{w}),$$

where the process  $\{r(R_t; \tilde{w})\}$  is stochastically equicontinuous.

**B6.** We have that

$$\sqrt{n} (\mu_n - \mu) - \sqrt{n} (\Sigma_n - \Sigma) \tilde{w}^* \rightsquigarrow \mathcal{N}(\mathbf{0}, B).$$

The latter assumption indicates that we can decompose the estimation risk into two parts:

- (i)  $\sqrt{n} (\mu_n - \mu)$  represents the estimation risk that can be attributed to  $\mu$ , whereas
- (ii)  $\sqrt{n} (\Sigma_n - \Sigma) \tilde{w}^*$  stands for the estimation risk that is related to  $\Sigma$ .

Note that such a risk decomposition cannot be accomplished for the BCRP.

In some cases it is possible to calculate the asymptotic covariance matrix  $B$ . For example, if  $R_1, R_2, \dots$  are serially independent and normally distributed, we have that

$$\begin{aligned} B &= (1 - \tilde{w}^{*\prime} \mu)^2 \Gamma - (1 - \tilde{w}^{*\prime} \mu) (\Gamma \tilde{w}^*) \mu' - (1 - \tilde{w}^{*\prime} \mu) \mu (\Gamma \tilde{w}^*)' + \\ &\quad (\tilde{w}^{*\prime} \Gamma \tilde{w}^*) (\Gamma + \mu \mu') + (\Gamma \tilde{w}^*) (\Gamma \tilde{w}^*)', \end{aligned}$$

where  $\Gamma = \Sigma - \mu \mu'$  denotes the covariance matrix of  $R$ .<sup>12</sup> More precisely, we can apply the decomposition  $B = B_\mu + B_\Sigma$ , where

$$B_\mu = \Gamma - \left[ (\Gamma \tilde{w}^*) \mu' + 2(\tilde{w}^{*\prime} \mu) \Gamma + \mu (\Gamma \tilde{w}^*)' \right],$$

quantifies the estimation risk that is associated with  $\mu$  and

$$B_\Sigma = (\tilde{w}^{*\prime} \mu)^2 \Gamma + (\tilde{w}^{*\prime} \mu) (\Gamma \tilde{w}^*) \mu' + (\tilde{w}^{*\prime} \mu) \mu (\Gamma \tilde{w}^*)' + (\tilde{w}^{*\prime} \Gamma \tilde{w}^*) (\Gamma + \mu \mu') + (\Gamma \tilde{w}^*) (\Gamma \tilde{w}^*)',$$

measures the estimation risk related to  $\Sigma$ . Similar results can be obtained if we assume that  $R$  has an elliptical distribution possessing heavy tails and tail dependence, e.g., the multivariate  $t$ -distribution. Alternatively, we could apply a (block) bootstrap (see, e.g., Politis, 2003) in order to approximate  $B$  or even  $B_\mu$  and  $B_\Sigma$  without making any parametric assumption.

Consider any random vector  $Z \sim \mathcal{N}(\mathbf{0}, B)$ . Now, we may define

$$\zeta \mapsto \Phi_Z(\zeta) := \zeta' Z - \frac{1}{2} \zeta' \Sigma \zeta, \quad \zeta \in \mathbb{R}^{N+1},$$

with  $\zeta = (\zeta_0, \zeta_1, \dots, \zeta_N)$  and  $\tilde{\zeta} = (\zeta_1, \zeta_2, \dots, \zeta_N)$ . The (unique) maximizer of  $\Phi_Z$  is given by

$$\zeta^* = \arg \max_{\zeta \in \mathcal{T}_S(w^*)} \Phi_Z(\zeta).$$

The following theorem clarifies the asymptotic behavior of the MVE. This result follows by the same arguments that are used for Theorem 7 and so the proof can be skipped.

**Theorem 12.**  $\sqrt{n} (w_n^* - w^*) \rightsquigarrow \zeta^*$

<sup>12</sup>The derivation of  $B$  can be found in the appendix.

In the case in which the riskless asset has been removed from the asset universe, we may consider the maximizer

$$\tilde{\zeta}^* = \arg \max_{\tilde{\zeta} \in \mathcal{T}_S(\tilde{w}^*)} \tilde{\zeta}' Z - \frac{1}{2} \tilde{\zeta}' \Sigma \tilde{\zeta}$$

and then Theorem 12 reads  $\sqrt{n} (\tilde{w}_n^* - \tilde{w}^*) \rightsquigarrow \tilde{\zeta}^*$ .

## 6. Some Practical Remarks

### 6.1. Computational Issues

Cover's (1984) algorithm for the BCRP is simple and works like this:

(i) Choose any initial portfolio  $w^{(0)} \in \mathcal{S}$  and set  $k \leftarrow 0$ .

(ii) Update the portfolio according to

$$w^{(k+1)} = w^{(k)} \odot \frac{1}{n} \sum_{t=1}^n \frac{X_t}{w^{(k)'} X_t}$$

and set  $k \leftarrow k + 1$ .<sup>13</sup>

(iii) Repeat the second step until the largest component of the vector

$$\frac{1}{n} \sum_{t=1}^n \frac{X_t}{w^{(k)'} X_t}$$

falls below a critical threshold.<sup>14</sup>

For computing the MVE, I use the MOSEK optimization toolbox for MATLAB.

The BCRP,  $w_n^*$ , and the MVE,  $w_n^*$ , are almost identical. However, computing  $w_n^*$  by quadratic optimization turns out to be much faster. In order to demonstrate these statements, I simulate  $n$  independent and identically distributed vectors of daily asset returns  $R_1, R_2, \dots, R_n \sim \mathcal{N}(\mu, \Gamma)$  with

$$\mu = \frac{0.1}{250} \mathbf{1} \quad \text{and} \quad \Gamma = \frac{0.2^2}{250} (0.3 \mathbf{1}\mathbf{1}' + 0.7 \mathbf{I}_N). \quad (3)$$

I choose  $N = 100$  risky assets and  $n = 250$  daily observations. In this case, both  $w_0^*$  and  $w_0^*$  are bound by  $\mathcal{S}$ , i.e.,  $w_0^* = w_0^* = 0$ . Thus, I abandon the riskless asset from the asset universe.

The numerical simulations are done 100 times. Each time I apply Cover's algorithm for  $\tilde{w}_n^*$  and the quadratic optimizer for  $\tilde{w}_n^*$ . The average results are as follows: Cover's algorithm needs 5.5914 seconds, whereas the quadratic optimizer takes only 0.0103 seconds.<sup>15</sup> The supremum norm of  $\tilde{w}_n^* - \tilde{w}_n^*$  is 0.0173. Although Cover's algorithm is much slower than the quadratic optimizer, the outcome of the latter turns out to be slightly better. The quadratic optimizer leads to an annualized average log-return of 0.4892, whereas Cover's algorithm yields only

<sup>13</sup>Here, " $\odot$ " denotes the Hadamard, i.e., componentwise, matrix product.

<sup>14</sup>In my own computations, I use the threshold  $\exp 10^{-6}$ .

<sup>15</sup>The computations have been done on a Windows Laptop with Intel Core i7-5500U CPU (2.4 GHz).

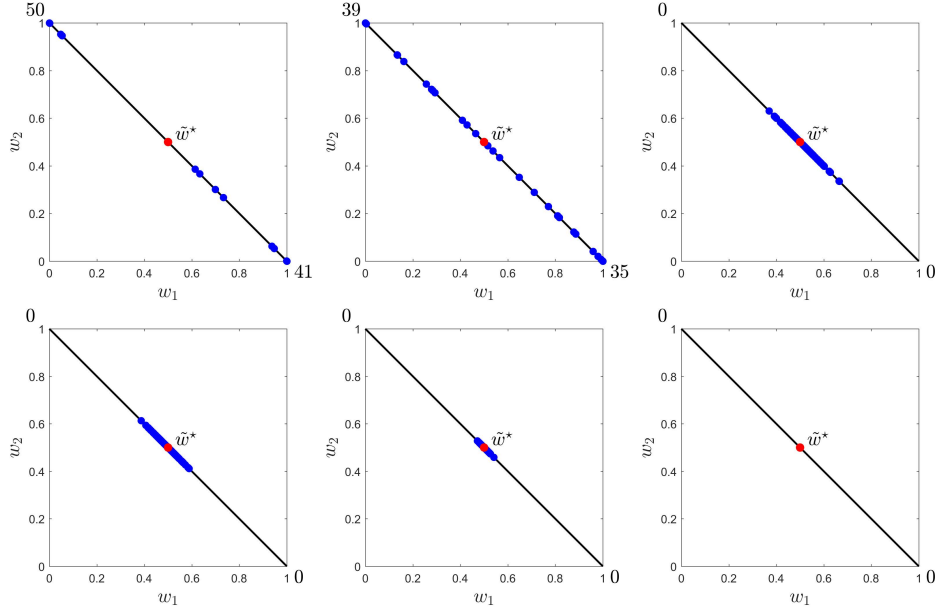


Figure 1: 100 realizations of  $\tilde{w}_n^*$  on the basis of 250, 2500, and 1 million daily observations (from left to right) if  $\mu$  is unknown (upper part) and if it is known (lower part).

0.4890 per year. Put another way,  $\tilde{w}_n^*$  comes even closer to the (true) BCRP than  $\tilde{w}_n^*$ . In fact, the average log-returns produced by the quadratic optimizer are *always* better than those of Cover's algorithm. Hence,  $\tilde{w}_n^*$  dominates  $\tilde{w}_n^*$  in a numerical sense. Moreover, Cover's algorithm is very slow in high dimensions, whereas the quadratic optimizer works well even for  $N = 1000$  and  $n = 2500$ , in which case the computational time for  $\tilde{w}_n^*$  is still below 1 second.

There is another computational issue. For applying the asymptotic results derived in Section 4.2.2 we have to simulate the random vector  $Y \sim \mathcal{N}(\mathbf{0}, A)$ , where the covariance matrix  $A$  appears in **A10**. The problem is that  $A$  is singular. More precisely, we have that

$$\tilde{w}^{*'} A \tilde{w}^* = \tilde{w}^{*'} \mathbf{E} \left( \frac{XX'}{(\tilde{w}^{*'} X)^2} \right) \tilde{w}^* - \tilde{w}^{*'} \mathbf{1} \mathbf{1}' \tilde{w}^* = \mathbf{E} \left( \frac{(\tilde{w}^{*'} X)^2}{(\tilde{w}^{*'} X)^2} \right) - 1^2 = 0,$$

which means that  $A$  is not positive definite. Thus, we have to apply a matrix decomposition in order to simulate  $Y$ . This issue does not arise when applying the asymptotic results derived in Section 5.2.2, in which case we must simulate the random vector  $Z \sim \mathcal{N}(\mathbf{0}, B)$ . As already mentioned in Section 5.2.2, we can even provide a closed-form expression for  $B$  in many standard situations. The principle technique is demonstrated in the appendix.

To sum up, the quadratic approximation proposed at the beginning of Section 5 works very well and, in contrast to the BCRP, the MVE does not suffer from computational issues. For this reason, I focus on  $\tilde{w}_n^*$  in the following discussion.

## 6.2. Statistical Inference

I still assume that the components of  $\{R_t\}$  are serially independent and normally distributed. To keep things as simple as possible, I choose the parameterization in Eq. 3. Let the number

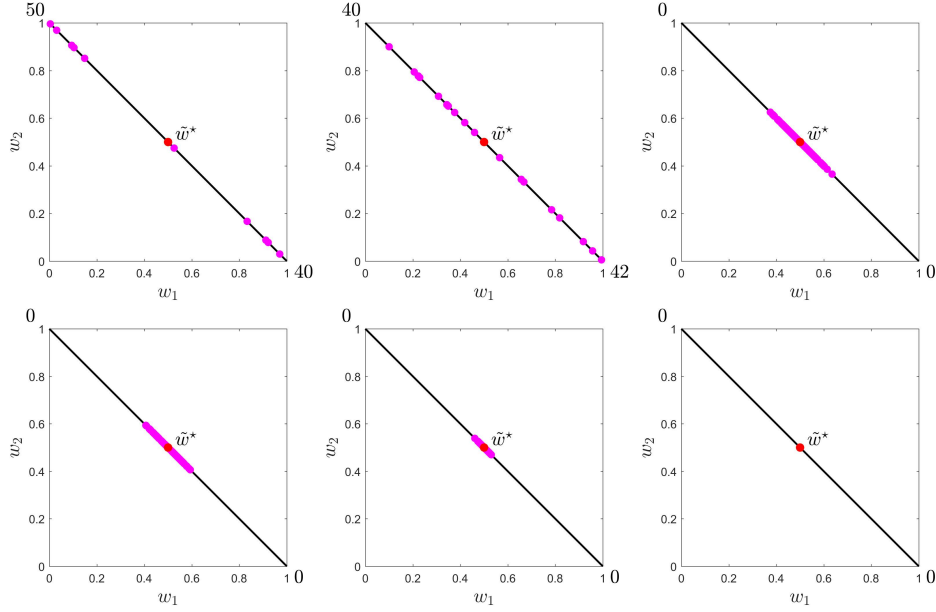


Figure 2: 100 realizations of  $\tilde{w}_n^\infty$  on the basis of 250, 2500, and 1 million daily observations (from left to right) if  $\mu$  is unknown (upper part) and if it is known (lower part).

of risky assets be  $N = 2$  and the number of observations be  $n = 250$ .<sup>16</sup> Once again, I generate 100 samples and with each one I compute a realization of  $\tilde{w}_n^*$ . On the upper left of Figure 1 we can see that most of the estimates are far away from  $\tilde{w}^* = (0.5, 0.5)$ . The vast majority of the estimates are boundary solutions. More precisely, we have 50 estimates that equal  $(0, 1)$  and 41 that correspond to  $(1, 0)$ . The given result does not improve, essentially, if we increase the number of observations to  $n = 2500$  and it is still sobering even for 1 million observations. By contrast, if we assume that  $\mu$  was known the estimates turn out to be much better (see the lower part of Figure 1). In particular, there is no more estimate at the boundary of the simplex, and in the case of  $n = 10^6$  observations the estimates are almost identical with  $\tilde{w}^*$ .

Are we able to replicate the finite-sample results by a large-sample approximation? For this purpose we could use Theorem 12 and the expressions for  $B_\mu$  and  $B_\Sigma$  presented in Section 5.2.2. The corresponding realizations of the synthetic estimator  $\tilde{w}_n^\infty := \tilde{w}^* + \tilde{\zeta}^*/\sqrt{n}$  are depicted in Figure 2. The upper left of this figure indicates that there are 90 realizations outside the simplex. This is because the large-sample approximation is based on the maximizer  $\tilde{\zeta}^*$ , which belongs to the tangent cone of  $\mathcal{S}$  at  $\tilde{w}^*$ . Hence, the support of  $\tilde{w}_n^\infty$  does not correspond to  $\mathcal{S}$ . Similarly, there are 82 realizations of  $\tilde{w}_n^\infty$  missing in the simplex on the upper center. By contrast, the simplex on the upper right contains all 100 realizations of  $\tilde{w}_n^\infty$ . The picture changes essentially on the lower part of Figure 2, where it is assumed that  $\mu$  is known. In this case, we cannot find any realization of  $\tilde{w}_n^\infty$  outside  $\mathcal{S}$ . Moreover, the large-sample approximation satisfyingly reproduces the finite-sample results that are depicted on the lower part of Figure 1.

The problem is that the expected asset returns are unknown in real life. However, we can essentially improve the large-sample approximation by applying a finite-sample correction. We know from Theorem 12 that, if the sample size is large,  $\sqrt{n}(\tilde{w}_n^* - \tilde{w}^*)$  behaves essentially like

<sup>16</sup>The weight of the riskless asset is still bound by  $\mathcal{S}$  and thus  $w_0^* = 0$ .

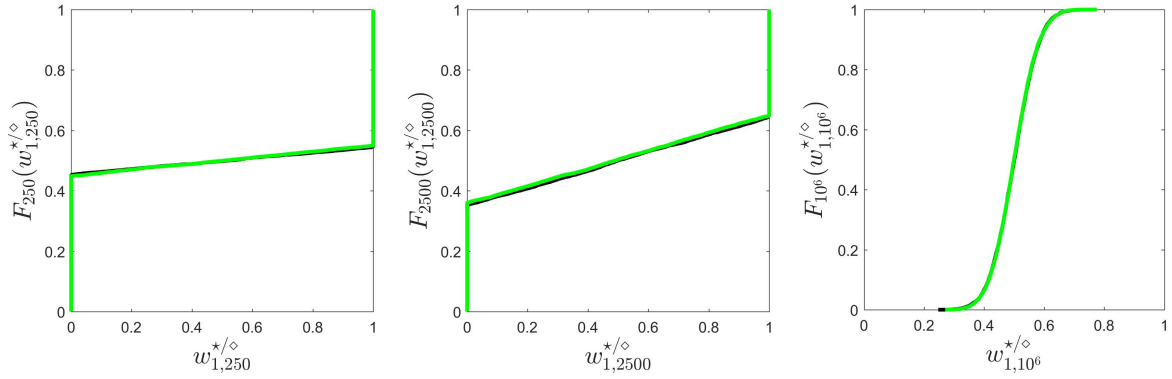


Figure 3: Empirical distribution functions of  $w_{1n}^*$  (black line) vs.  $w_{1n}^\diamond$  (green line) for 250, 2500, and 1 million observations (from left to right).

the maximizer of  $\zeta \mapsto \zeta'Z - \frac{1}{2} \zeta'\Sigma \zeta$  over the tangent cone of  $\mathcal{S}$  at  $\tilde{w}^*$ , i.e.,  $\tilde{\zeta}^*$ . Hence, since the sample size is not large enough, we may substitute  $\tilde{\zeta}^*$  with

$$\tilde{\zeta}_n^* := \arg \max_{\zeta \in \sqrt{n}(\mathcal{S} - \tilde{w}^*)} \zeta'Z - \frac{1}{2} \zeta'\Sigma \zeta. \quad .17$$

The corrected version of  $\tilde{w}_n^\diamond$  reads  $\tilde{w}_n^\diamond := \tilde{w}^* + \tilde{\zeta}_n^*/\sqrt{n}$ , which always belongs to the simplex.

In order to verify that the finite-sample correction works fine, we may compare the empirical distribution functions of 10000 realizations of  $w_{1n}^*$  and  $w_{1n}^\diamond$ , where  $\mu$  is assumed to be unknown. We still have only  $N = 2$  risky assets and the parameterization is the same as before (see Eq. 3). The results are given in Figure 3. Obviously, the finite-sample correction serves its purpose. Indeed, the corrected large-sample approximation is very accurate for all sample sizes.

Figure 3 reveals that most realizations of  $\tilde{w}_n^\diamond$  are either  $(0, 1)$  or  $(1, 0)$  unless the sample size equals  $n = 10^6$ . The LOP corresponds to  $\tilde{w}^* = (0.5, 0.5)$  and thus it is precisely in between  $(0, 1)$  and  $(1, 0)$ . It seems that estimating the LOP is a mission impossible in real-life situations—at least without any prior information about  $\mu$ . Table 1 contains the probability that the realization of the MVE is a single-asset portfolio for different numbers of assets ( $N = 5, 50, 100, 500, 1000$ ) and observations ( $n = 250, 2500, 5000, 10000, 10^6$ ). The results are based on 1000 realizations of  $\tilde{w}_n^\diamond$  for each combination of  $N$  and  $n$ . Note that the LOP always corresponds to the equally weighted portfolio, i.e.,  $\tilde{w}^* = 1/N$ . The table shows that, in all practical applications, the MVE proposes a single-asset portfolio with high probability although the LOP is well-diversified.

Now, in principle, we are able to construct hypothesis tests and compute confidence regions. For example, we could try to apply a hypothesis test of the form  $H_0: \tilde{w}^* = \tilde{w}_0^*$  vs.  $H_1: \tilde{w}^* \neq \tilde{w}_0^*$  for any  $\tilde{w}_0^* \in \mathcal{S}$  even in the case of  $N > 2$ .<sup>18</sup> However, in the light of the previous results, I doubt that any hypothesis test will ever lead to a rejection or that a confidence region will ever be sufficiently small in real-life situations. This conclusion might appear negative to the reader, but I fear that this is the price we sometimes have to pay in science.

<sup>17</sup>The constraint  $\zeta \in \sqrt{n}(\mathcal{S} - \tilde{w}^*)$  can simply be implemented, numerically, by setting  $\zeta \geq -\sqrt{n} \tilde{w}^*$  and  $\mathbf{1}'\zeta = 0$ .

<sup>18</sup>Note that  $\tilde{w}_0^*$  is not the weight of the riskless asset but some portfolio of  $N$  risky assets.

N	n				
	250	2500	5000	10000	10 <sup>6</sup>
5	0.817	0.527	0.337	0.216	0
50	0.698	0.264	0.135	0.055	0
100	0.652	0.224	0.121	0.046	0
500	—	0.196	0.081	0.030	0
1000	—	0.154	0.070	0.018	0

 Table 1: Probability that  $\tilde{w}_n^*$  is a single-asset portfolio.

## 7. Conclusion

A quadratic approximation of log-returns works very well on a daily basis. Thus, in order to find the BCRP, we may focus on the MVE, which can easily be computed. The corresponding algorithm is very fast even if the number of dimensions is high and the results are even better compared to Cover’s algorithm for the BCRP. However, in most practical applications, we typically overestimate the expected out-of-sample performance of the MVE and the performance of the MVOP. The same holds true for the expected out-of-sample log-return on the BCRP and the expected log-return on the LOP.

Both the BCRP and the MVE exist and are unique under mild regularity conditions. Moreover, they are strongly consistent and the same holds true for their in-sample and out-of-sample performance measures. The given estimators for the LOP are even  $\sqrt{n}$ -consistent. In principle, the asymptotic results derived in this work can be used for constructing hypothesis tests and for computing confidence regions, but for this purpose one should apply a finite-sample correction, which substantially improves the large-sample approximations.

However, it turns out that the impact of estimation risk concerning  $\mu$  is tremendous in most real-life situations. Estimating the LOP without prior information about expected asset returns seems to be a futile undertaking. The estimators often lead to a single-asset portfolio even if the LOP corresponds to the equally weighted portfolio and thus is well-diversified. The given results confirm a general rule that has become folklore during the last decades, namely that portfolio optimization fails on estimating expected asset returns.

### A. The Asymptotic Covariance Matrix

Here, I derive the asymptotic covariance matrix  $B$ , which occurs in Section 5.2.2. We assume that  $R_1, R_2, \dots$  are serially independent and normally distributed. Write

$$\sqrt{n} (\Sigma_n - \Sigma) = \sqrt{n} \left[ (\Sigma_n - \mu\mu') - \underbrace{(\Sigma - \mu\mu')}_{=\Gamma} \right],$$

where  $\Gamma$  is the covariance matrix of  $R$ . The empirical covariance matrix of  $R_1, R_2, \dots, R_n$  is

$$\Gamma_n = \frac{1}{n} \sum_{t=1}^n (R_t - \mu_n)(R_t - \mu_n)' = \frac{1}{n} \sum_{t=1}^n R_t R_t' - \mu_n \mu_n' = \Sigma_n - \mu_n \mu_n'.$$

Thus, we obtain

$$\sqrt{n} (\Sigma_n - \Sigma) = \sqrt{n} (\Gamma_n - \Gamma) + \sqrt{n} (\mu_n \mu_n' - \mu \mu').$$

Note that

$$\sqrt{n} (\mu_n \mu_n' - \mu \mu') = \sqrt{n} (\mu_n - \mu)(\mu_n - \mu)' + \sqrt{n} (\mu_n \mu' + \mu \mu_n' - 2\mu \mu'),$$

where  $\sqrt{n} (\mu_n - \mu)(\mu_n - \mu)'$  vanishes (in probability) as  $n \rightarrow \infty$  and

$$\sqrt{n} (\mu_n \mu' + \mu \mu_n' - 2\mu \mu') = \sqrt{n} (\mu_n - \mu) \mu' + \mu \sqrt{n} (\mu_n - \mu)'$$

Thus, we conclude that

$$\sqrt{n} (\Sigma_n - \Sigma) = \sqrt{n} (\Gamma_n - \Gamma) + \sqrt{n} (\mu_n - \mu) \mu' + \mu \sqrt{n} (\mu_n - \mu)' + o_p(1),$$

where  $\sqrt{n} (\mu_n - \mu)$  and  $\sqrt{n} (\Gamma_n - \Gamma)$  are asymptotically independent. Moreover, the given terms converge to a joint normal distribution. The asymptotic covariance matrix of  $\sqrt{n} \text{vec}(\Gamma_n - \Gamma)$  is  $(\mathbf{I}_{N^2} + K_{N^2})(\Gamma \otimes \Gamma)$ , where the  $\text{vec}$  operator stacks the columns of a matrix on top of one another,  $\mathbf{I}_{N^2}$  is the  $N^2 \times N^2$  identity matrix,  $K_{N^2}$  is the  $N^2 \times N^2$  commutation matrix, and “ $\otimes$ ” denotes the Kronecker matrix product. According to Magnus and Neudecker (1979, Eq. 2.1) we have that

$$\sqrt{n} (\Gamma_n - \Gamma) \tilde{w}^* = (\tilde{w}^{*'} \otimes \mathbf{I}_N) \sqrt{n} \text{vec}(\Gamma_n - \Gamma),$$

which means that

$$(\tilde{w}^{*'} \otimes \mathbf{I}_N) (\mathbf{I}_{N^2} + K_{N^2})(\Gamma \otimes \Gamma) (\tilde{w}^* \otimes \mathbf{I}_N)$$

is the asymptotic covariance matrix of  $\sqrt{n} (\Gamma_n - \Gamma) \tilde{w}^*$ . Due to Neudecker (1969, Eq. 2.2) we obtain

$$(\tilde{w}^{*'} \otimes \mathbf{I}_N) (\Gamma \otimes \Gamma) (\tilde{w}^* \otimes \mathbf{I}_N) = (\tilde{w}^{*'} \Gamma \otimes \Gamma) (\tilde{w}^* \otimes \mathbf{I}_N) = (\tilde{w}^{*'} \Gamma \tilde{w}^*) \Gamma$$

and from Theorem 3.1 in Magnus and Neudecker (1979) it follows that

$$\begin{aligned} (\tilde{w}^{*'} \otimes \mathbf{I}_N) K_{N^2} (\Gamma \otimes \Gamma) (\tilde{w}^* \otimes \mathbf{I}_N) &= (\mathbf{I}_N \otimes \tilde{w}^{*'}) (\Gamma \otimes \Gamma) (\tilde{w}^* \otimes \mathbf{I}_N) \\ &= (\Gamma \otimes \tilde{w}^{*'} \Gamma) (\tilde{w}^* \otimes \mathbf{I}_N) = (\Gamma \tilde{w}^*) (\tilde{w}^{*'} \Gamma). \end{aligned}$$

Hence, the asymptotic covariance matrix of  $\sqrt{n} (\Gamma_n - \Gamma) \tilde{w}^*$  is

$$(\tilde{w}^{*'} \Gamma \tilde{w}^*) \Gamma + (\Gamma \tilde{w}^*) (\Gamma \tilde{w}^*)'.$$



It remains to calculate the asymptotic covariance matrix of

$$\sqrt{n} (\mu_n - \mu) \mu' \tilde{w}^* + \mu \sqrt{n} (\mu_n - \mu)' \tilde{w}^*.$$

The asymptotic covariance matrix of  $\sqrt{n} (\mu_n - \mu)$  is  $\Gamma$ , which leads to

$$(\tilde{w}^{*\prime} \mu)^2 \Gamma + (\tilde{w}^{*\prime} \mu)(\Gamma \tilde{w}^*) \mu' + (\tilde{w}^{*\prime} \mu) \mu (\Gamma \tilde{w}^*)' + (\tilde{w}^{*\prime} \Gamma \tilde{w}^*) \mu \mu'.$$

Thus, the asymptotic covariance matrix of  $\sqrt{n} (\Sigma_n - \Sigma)$  is

$$B_\Sigma = (\tilde{w}^{*\prime} \mu)^2 \Gamma + (\tilde{w}^{*\prime} \mu)(\Gamma \tilde{w}^*) \mu' + (\tilde{w}^{*\prime} \mu) \mu (\Gamma \tilde{w}^*)' + (\tilde{w}^{*\prime} \Gamma \tilde{w}^*) (\Gamma + \mu \mu') + (\Gamma \tilde{w}^*) (\Gamma \tilde{w}^*)',$$

which quantifies the estimation risk if the parameter  $\mu$  was known to the investor. However, in real life the expected asset returns are unknown and so  $B$  equals the asymptotic covariance matrix of

$$\sqrt{n} (\mu_n - \mu) - \sqrt{n} (\Gamma_n - \Gamma) \tilde{w}^* - \sqrt{n} (\mu_n - \mu) \mu' \tilde{w}^* - \mu \sqrt{n} (\mu_n - \mu)' \tilde{w}^*,$$

which can be rewritten as

$$\sqrt{n} (\mu_n - \mu) (1 - \tilde{w}^{*\prime} \mu) - \mu \sqrt{n} (\mu_n - \mu)' \tilde{w}^* - \sqrt{n} (\Gamma_n - \Gamma) \tilde{w}^*.$$

By using the above arguments we conclude that

$$B = (1 - \tilde{w}^{*\prime} \mu)^2 \Gamma - (1 - \tilde{w}^{*\prime} \mu)(\Gamma \tilde{w}^*) \mu' - (1 - \tilde{w}^{*\prime} \mu) \mu (\Gamma \tilde{w}^*)' + (\tilde{w}^{*\prime} \Gamma \tilde{w}^*) (\Gamma + \mu \mu') + (\Gamma \tilde{w}^*) (\Gamma \tilde{w}^*)'.$$

Now, the reader can verify that the impact of estimating the expected asset returns is

$$B_\mu = \Gamma - \left[ (\Gamma \tilde{w}^*) \mu' + 2(\tilde{w}^{*\prime} \mu) \Gamma + \mu (\Gamma \tilde{w}^*)' \right].$$

## References

- Algoet, P., Cover, T. (1988): "Asymptotic optimality and asymptotic equipartition properties of log-optimum investment," *Annals of Probability* **16**, pp. 876–898.
- Bell, R., Cover, T. (1980): "Competitive optimality of logarithmic investment," *Mathematics of Operations Research* **5**, pp. 161–166.
- Breiman, L. (1961): "Optimal gambling systems for favorable games," in "Proceedings of the 4th Berkeley Symposium on Mathematical Statistics and Probability," pp. 63–68.
- Christensen, M. (2005): "On the history of the growth optimal portfolio," Technical report, University of Southern Denmark.

- Cover, T. (1984): "An algorithm for maximizing expected log investment return," *IEEE Transactions on Information Theory* **IT-30**, pp. 369–373.
- Cover, T., Thomas, J. (1991): *Elements of Information Theory*, John Wiley & Sons.
- Frahm, G. (2015): "A theoretical foundation of portfolio resampling," *Theory and Decision* **79**, pp. 107–132.
- Frahm, G. (2016): "Pricing and valuation under the real-world measure," *International Journal of Theoretical and Applied Finance* **19**, DOI: 10.1142/S0219024916500060.
- Frahm, G., Memmel, C. (2010): "Dominating estimators for minimum variance portfolios," *Journal of Econometrics* **159**, pp. 289–302.
- Geyer, C. (1994): "On the asymptotics of constraint M-estimation," *Annals of Statistics* **22**, pp. 1993–2010.
- Hakansson, N. (1971): "Capital growth and the mean-variance approach to portfolio selection," *Journal of Financial and Quantitative Analysis* **6**, pp. 517–557.
- Kan, R., Zhou, G. (2007): "Optimal portfolio choice with parameter uncertainty," *Journal of Financial and Quantitative Analysis* **42**, pp. 621–656.
- Karatzas, I., Kardaras, C. (2007): "The numéraire portfolio in semimartingale financial models," *Finance and Stochastics* **11**, pp. 447–493.
- Kelly, J. (1956): "A new interpretation of information rate," *The Bell System Technical Journal* **27**, pp. 379–423.
- MacLean, L., Thorp, E., Ziemba, W. (editors) (2011): *The Kelly Capital Growth Investment Criterion*, World Scientific.
- Magnus, J., Neudecker, H. (1979): "The commutation matrix: some properties and applications," *Annals of Statistics* **7**, pp. 381–394.
- Markowitz, H., Usmen, N. (2003): "Resampled frontiers versus diffuse Bayes," *Journal of Investment Management* **1**, pp. 1–17.
- Memmel, C. (2004): *Schätzrisiken in der Portfoliotheorie*, Ph.D. thesis, University of Cologne.
- Merton, R., Samuelson, P. (1974): "Fallacy of the log-normal approximation to optimal portfolio decision-making over many periods," *Journal of Financial Economics* **1**, pp. 67–94.
- Neudecker, H. (1969): "Some theorems on matrix differentiation with special reference to Kronecker matrix products," *Journal of the American Statistical Association* **64**, pp. 953–963.
- Platen, E., Heath, D. (2006): *A Benchmark Approach to Quantitative Finance*, Springer.
- Politis, D. (2003): "The impact of bootstrap methods on time series analysis," *Statistical Science* **18**, pp. 219–230.
- van der Vaart, A. (1998): *Asymptotic Statistics*, Cambridge University Press.